

LGSCC Camera Club

losgatos-saratogacameraclub.org

Volume 43 Issue 10 ► October 2021

In this issue

- October meeting online- Covid-19 Issue 19
- Member biography - Steve Green
- 1st place winners from September tell their stories
- 7-Step Way to Edit B&W Photos in Lightroom
- Adobe MAX free learning sessions
- iPhone 13 camera overview
- Photo as NFT for \$300K
- Astronomy Photographer of the Year
- 2021 Drone Photo Awards
- The Photography Show, Program and Field Trip

Next Competition - Creative/Nature October 4th

Judge for October will be Dan Katzman. Dan is a long time photo judge with experience in local, regional, national, and international competitions. He is a professional fine art photographer specializing in large format work for large public space displays.

Nature- There is one hard and fast rule, whose spirit must be observed at all times: The welfare of the subject is more important than the photograph. This means that practices such as baiting of subjects with a living creature and removal of birds from nests, for the purpose of obtaining a photograph, are highly unethical, and such photographs are not allowed in Nature competitions. Judges are warned not to reward them. Our policy on aerial photography does not permit animals or birds in their natural habitat to . . . [MORE](#)

Creative - Creative photography is producing an image through the use of imaginative skill or originality of thought including the altering of reality. No image should be eliminated from competition simply because it looks realistic, provided it shows originality of concept. Creative images may include modifications in the darkroom, on the computer, or in the camera, as well as unusual points of view, imaginative use of subject matter or lighting, or any other presentation that begins with the maker's photograph or a collection of photographs. Images are judged both for their technical and pictorial merit. The image should have strong composition, pleasing quality, and . . . [MORE](#)

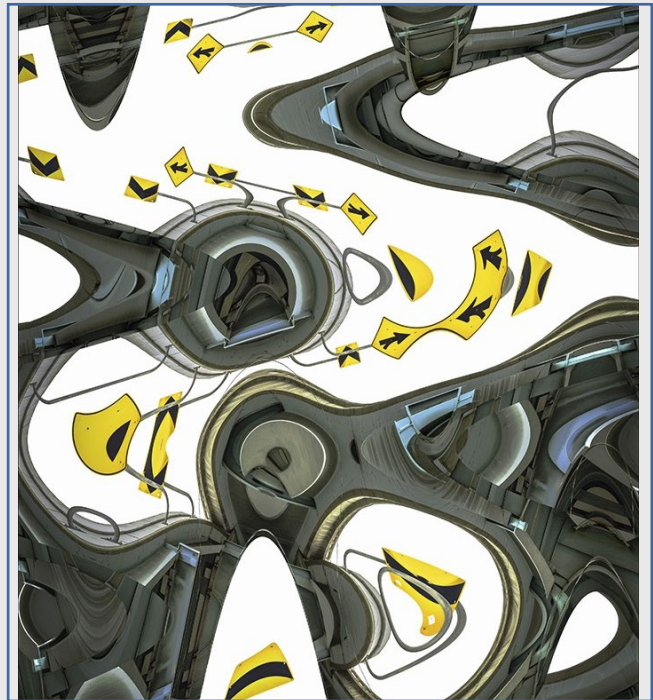
Notices and Coming Events

See the [Calendar](#) on our web site for updates or details.

Mon. October 4th, Competition - Creative/Nature
7:30 p.m. See deadlines and more info on the website



Previous winning Nature image by Richard Ingles



Previous winning Creative by Don Schremp

Meeting October 4th to be virtual
Login to the [website home page](#) for zoom link


- Attendance will be via Zoom meetings
- Categories- Creative, Nature, Color and Mono

Member Biography - Steve Green

I have enjoyed taking photos since adolescence, but I never took photography seriously until my wife and I began traveling. Photographic inspiration began with the wonders of nature, especially during our first trip to Yosemite. My attempts at artistic images almost always were poor reflections of what my eye and senses experienced. Rarely did a print, often captured serendipitously, make it to the walls at home and at work.

“Photographic inspiration began with the wonders of nature, especially during our first trip to Yosemite”

After retiring from the practice of cardiology, my interest in making more compelling and appealing photographs increased, and I joined LGSCC. I have been inspired by the remarkable talent and skill of our members and enjoy the opportunities to improve my image making. The Novices Only special interest group in particular has helped me transfer my experiences to the visual image. “Photography and the Art of Seeing,” by Freeman Patterson, opened my eyes to the beauty of my daily surroundings and the importance of truly seeing the



Steve Green

photographic subject. I have a long way to go before my photographs begin to reach the quality I desire, but I certainly enjoy the journey.

The advent of the COVID-19 pandemic presented me the opportunity to assist the Board of Directors as “Medical Sergeant-at-Arms.” The often conflicting guidance on group safety is daunting, and I hope that I have helped clarify some of the medical concerns and advances so that we can remain safe during the ongoing pandemic.



Santa Cruz yacht harbor at sunset



Summer fig

September Competition Winners Tell Us How They Did It

The Onion Family, Irina Nekrasova, Color Pictorial ►

The Onion Family composition started fairly straight forward. However, after the shoot I became concerned about the negative space in my background. So, I selected an image of mine of the Sultan Mosque in Singapore to apply as a shadow.

Each object in the Still Life was lit separately by the LED flashlight and/or panel (in total - 25 images).

Then, each light was revealed by using masks on the layers in Photoshop.

Canon 60D, F18, ISO 100, S (variable) 5-20 secs, 87 mm



◄ **On a hot muggy downtown Chicago evening, the Crown Fountain with it's 50 foot high LED provides relief from the heat and is a visual pleasure as well, Larry Shapiro, Travel**

This image was taken on our first night in a recent trip to Chicago. After a dinner of Chicago's famous deep dish pizza we walked towards the Millennium Park area. I came across the Crown Fountain. I walked around the fountain making several images trying to avoid obstructing foreground elements. I had to wait several minutes for the water to come out of lips of the LED screen's face since the face changes over time.

I was using the Olympus OM-D E-M5 ii with the 12-40 Olympus pro lens set at 40mm. This camera/lens plus the Olympus telephoto 40-150 and 7-14 wide angle zoom which all fit into a small sling bag is my go to travel kit. The exposure settings were ISO 1600, f/4.5 at 1/50 second. There was minimal post processing needed, basically only some dodging and burning, to bring out the people in the mid-ground.

September Competition Winners Tell Us How They Did It (continued)



◀ On Point, Wallace Lin, Monochrome Projected

Description not available by deadline.

Students from Los Gatos High School held a rally on Tuesday, August 10, as a part of an ongoing #MeToo protest movement. Eric Gray, Photojournalism ▶

When the Photojournalism category comes up for competition, I usually look at Eventbrite or local Patch sites to see what protests and other events are occurring in the Bay Area. This anti-rape protest was nearby and its message was strong.

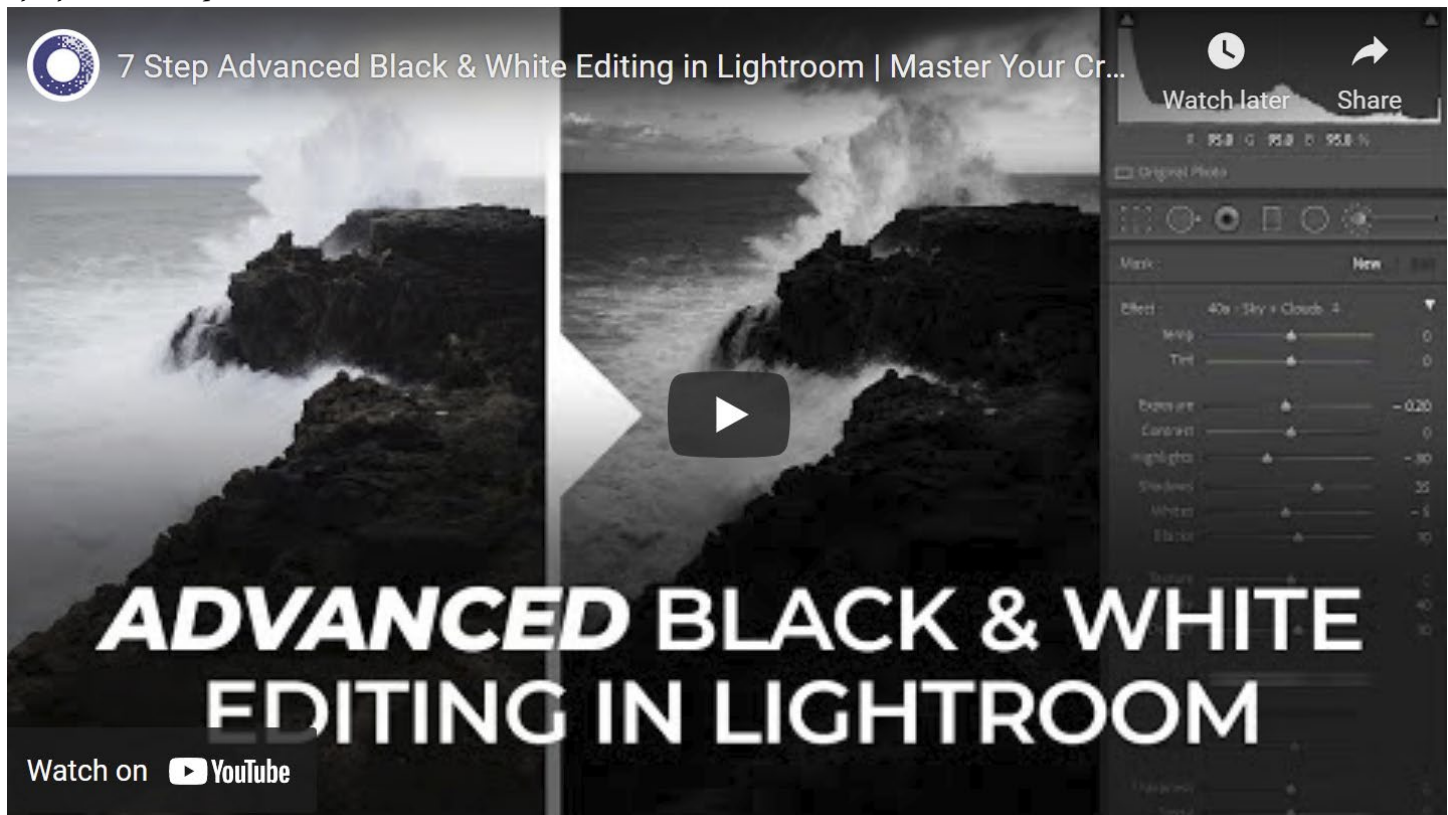
I got down on one knee to watch the somber march up N. Santa Cruz Ave. ending at the town park where speeches from victims reminded attendees that little has been done to bring the perpetrators of rape to justice.

Nikon D750, f/9, 1/500 sec. ISO 100, 46mm on a 28-120 Nikkor zoom lens.



7-Step Way to Edit B&W Photos in Lightroom

By Pye Jirsa, Petapixel.com



7 Editing Steps

- Separate the Colors
- Color Calibration
- Convert to Black & White
- Basic Adjustments
- HSL / B&W Mixer
- Amplify Presence
- Local Adjustments



Video link - click image above

Separate Colors

My first adjustment is in the color temperature. I tweaked it until there was a clear difference between the warmth in the rocks and the cool tones in the water. Notice that at the extremes in the example above, all the colors blend together. This makes it difficult to adjust the luminosity of each color later on.

Color Calibration

Next, I boosted the saturation and calibrated the color a touch. This isolates each color range even further.

Convert to Black and White

Then, convert to black and white by pressing “V.” Next, I lowered the exposure.

Basic Adjustments

Using the basic adjustments, I set the highlights and brought back the details in the shadows. Here are the final settings from this panel.

HSL Color Mixer

Remember when we separated the colors? This is where we’ll be adjusting each individual channel. I deepened the reds and oranges and darkened the blues in the sky and the water.

Click here for entire article - <https://petapixel.com/2021>

Adobe MAX Free Sessions October 26-28



Adobe MAX The Creativity Conference

A free virtual event Oct 26–28

Live your best creative life.

Now's the perfect time to make your creative career dreams come true. Join us at MAX to hone your skills, reinvent yourself, or see what's trending in the industry. More than 400 sessions are available to you at no cost.

Register for free

Note from Eric - I have registered for 23 sessions over three days. All sessions are free to anyone, just register to attend sessions. They have filters on the left side and I would recommend clicking at least the Photographer box under the audience tab to reduce choices to less than 100.

Click anywhere on image above to register

New iPhone Camera Improvements

theverge.com by Chris Welch September 14, 2021

With a design that's largely similar to last year's phones, Apple is leaning on big upgrades inside the iPhone 13 and iPhone 13 Pro lineups to get people excited. Some of the most substantial improvements to the 2021 iPhones are found in the camera(s), and the company today announced several new features that will produce better still photographs and videos on the iPhone 13, iPhone 13 Mini, iPhone 13 Pro, and iPhone 13 Pro Max.

The first is a new "cinematic mode" for video that replicates the rack focus effect commonly seen in movies. All iPhone 13 models smoothly transition between foreground and background focus based on what's occurring in the frame. The system is intelligent enough to change focus when a subject looks away from the phone. You can also manually tap to change or lock focus on your preferred subject.

On all iPhone 13 models, a depth map is built into the cinematic mode video file, giving you the option of changing the focus point after the fact. And for the iPhone 13 Pro, Apple is introducing a macro photography feature that can focus on subjects as close as two centimeters from the lens.

The 13 Pro is also gaining new "photographic styles" that apply different adjustments across scenes and subject types, letting you set your favorite visual effects and maintain them across your future shots. Later this year, Apple will roll out ProRes video support on the iPhone 13 Pro and Pro Max, giving video creators more leeway in post-processing.

From the Apple website <https://www.apple.com/iphone-13/>

- New Ultra Wide camera reveals more detail in the dark areas of your photos
- New Wide camera captures 47% more light for better photos and videos
- New sensor-shift optical image stabilization keeps shots steady even when you're not
- Night mode senses low-light scenes, automatically adjusts to take bright, clear photos with amazing rich colors.
- Portrait mode artfully blurs the background to put the focus on your subject. You can try out six creative lighting effects with a swipe.
- Smart HDR 4 now recognizes up to four different people in a scene and optimizes contrast, lighting, and even skin tones for each one. So everybody looks their best.



iPhone 13, available in five colors



iPhone 13 Pro camera
Telephoto, Wide, Ultra wide,
with down to 2 cm Macro
and 6x optical zoom



iPhone 13 camera
Wide, Ultra wide
2x optical zoom



Filmmakers use a technique called rack focus — shifting focus from one subject to another — to guide the audience's attention in their movies. Now iPhone makes it easy for you to bring the same storytelling technique to your videos.

Just start recording and Cinematic mode will hold focus on your subject while creating a beautiful depth-of-field effect all around.

Want to change the focus or adjust the blur after shooting wraps? No problem. iPhone lets you do it with a few taps and swipes.

Cinematic mode can also anticipate when a prominent new subject is about to enter the scene and automatically shift focus when they do. Now effortlessly create videos that look and feel like the movies.

Photo as NFT for \$300K



Photographer Sells Her Widely-Stolen Photo as NFT for \$300K by Michael Zhang, PetaPixel.com

A photographer who was tired of chasing down copyright infringers to her most-stolen photo decided instead to sell it as an NFT and then release the photo's usage rights to the world. That NFT has just sold at auction for a whopping \$300,000.

Several years ago, Canadian photographer and Sony ambassador Cath Simard shot and shared a photo of a road on the Hawaiian island of Oahu. The photograph then went viral online, being shared through websites like Reddit and across social media platforms, mostly without any credit to Simard as the original creator.

The photo has even become a top Google Images search result for "Hawaii road":

And as the photograph was shared over and over online, there are more and more cases of copyright infringement that Simard worked hard to fight. Despite signing up for online services that hunt down infringements and work to collect usage fees for photographers, Simard has been unable to collect a single dollar to show for her efforts.

After NFTs exploded onto the scene over the past several months, Simard was one of the first prominent photographers to become deeply involved in the emerging crypto-based industry. With several successful NFT sales under her belt, Simard this month decided she would change her tactics for her Hawaii photograph.

Read the entire article here - <https://petapixel.com/2021/09/21/photographer-sells-her-widely-stolen-photo>

Astronomy Photographer of the Year

From [digitalcameraworld.com](https://www.digitalcameraworld.com) by Kulsoom Middleton

Discover the winners of the Royal Observatory Greenwich's Astronomy Photographer of the Year 2021. See all winners here <https://www.digitalcameraworld.com/news/stunning-solar-eclipse-photo-wins-astronomy-photographer>

Overall Winner below - The beauty of simplicity and the technical excellence of Shuchang Dong's ring image spellbound the judge (Image credit: Shuchang Dong / Royal Observatory Greenwich) Bottom - winner in Aurora category, mesmerising dance taken from the bridge of a ship by the Third Officer Dmitrii Rybalka (Russia), who was on watch duty that night



2021 Drone Photo Awards

From [imaging-resource.com/](https://www.imaging-resource.com/) by Jeremy Gray


The Drone Photo Awards have announced the 2021 winners. The contest's categories include Wedding, Nature, People, Urban, Animals, Abstract and Sport for single still images. There's also an Open category for video and a Series category for photographers to enter five to nine images on the same theme. Among these categories are many fantastic photos from talented photographers around the world. Article here - <https://www.imaging-resource.com/news/2021/09/20/2021-drone>



Pink-Footed Geese Meeting the Winter, Image by Terje Kolaas - Grand Prize Winner



Metaphorical Statement about City and Winter, by Sergei Poltaev
1st Place Urban



'Back to Adventure,' by Qasim Al Farsi / Drone Photo Awards. 1st Place – Wildlife. 'Green turtle heading back to water after laying down eggs in her peaceful nest at Oman coastline between Ras Al Jinz and Rashad turtle reserve.'

Photography Show 2021, Upcoming Field Trip and Program Link

From an article by James Artaius, *DigitalCameraWorld*
We've spent the past four days pounding the aisles at The Photography Show, savoring all the latest and greatest past camera tech in the industry. Images are a blast from the past.



During the Space Race, both the USA and USSR started bringing cameras aboard their manned space flights in the Sixties. After initially bringing 70mm cameras, NASA sought a more portable solution and turned to Nikon, which delivered this camera for use on the space shuttle in 1981.



This 24K gold, lizard skin camera was released in Japan, in 1984, to commemorate Nikon winning the Camera Grand Prix prize for the world's first matrix metering system for SLRs. Only 2,000 were made, priced at ¥500,000 – which is ¥613,836 (approximately \$5,602 / £4,093 / AU\$7,699) in today's money.

Article here - <https://www.digitalcameraworld.com/features/10-weirdest-cameras-we-saw->

October 26 Field Trip

Pfeiffer Tunnel phenomenon

The photo at right shows the sun shining thru at the end of the day. On approximately, the night of October 26th a portion of the Milky Way will be visible thru the tunnel. More info to come about details on this trip.



Program night - In case you missed Betty Sederquist's presentation on Photo techniques and the use of textures as effects, you can find the presentation on youtube at https://youtu.be/r3E3U_4tZZU

Great Photography Articles

Photography Show 2021 - <https://www.digitalcameraworld.com/news/the-photography-show-2021-bestaward-winners>

61 Megapixel Telescope - <https://www.digitalcameraworld.com/news/61-megapixel-vaonis-hyperia-telescope>

Compare iPhone 13 Models - <https://www.digitalcameraworld.com/news/iphone-13-vs-iphone-13-pro>

Facebook Photo Glasses - <https://www.digitalcameraworld.com/news/new-facebook-smart-glasses-mean-for-the-future>

Copyrights of all photos in this publication are retained by the photographers credited.

Key Contacts

President

Larry Shapiro

leshapiro95014@me.com

Membership

Larry Rosier

llrosier9@gmail.com

Webmaster

Jim Katzman

jimkoolkat@gmail.com

Newsletter

Eric Gray

eric@gdacreative.com

Official publication of the Los Gatos-Saratoga Camera Club, a club member of the Photographic Society of America

