



In this issue - underlined are links
August meeting in-person & on-line

- 2** *Notices/Upcoming Events*
- 3** *Biography Mercury Freedom*
- 4** *July Competition Winners*
- 6** *Monterey Whaling Fieldtrip*
- 7** *LGSCC Annual Picnic*
- 8** *Astrophotography Program*
- 9** *Photography History*
- 10** *Iconic Photo Backstory*
- 11** *Photo Vocabulary*
- 11** *Great Photo Articles/Videos*



*Featured Cover by Irina Nekrasova
(see makers description on page 4)*

Notices and Coming Events

See the [Calendar](#) on our web site for updates or details.

See [Hummers](#) page 7



Next Competition - August 7th - Hybrid Meeting

Submission Rules – Members may enter a total of three images into a monthly competition with a maximum of two images in any one category and a maximum of three printed images and a maximum of two projected images. Check our website with updated definitions for all categories. See more on prints at right.

Our meeting judge for August will be Bruce Finocchio. He says - “I have learned to love wildlife and the natural world and have cultivated a passionate desire to create nature images alive with beauty. Honing my photographic talents, and developing my artistic style, allows me to capture the majesty and sacredness of life.”

Categories for August- Besides the monthly categories of monochrome and color pictorial, the two challenge categories will be Creative and Travel - see details below.

Creative- Creative photography is producing an image through the use of imaginative skill or originality of thought including the altering of reality. No image should be eliminated from competition simply because it looks realistic, provided it shows originality of concept. Creative images may include modifications in the darkroom, on the computer, or in the camera, as well as unusual points of view, imaginative use of subject matter or lighting, or any other presentation that begins with the maker's photograph or a collection of photographs. HDR w/o further changes are not considered “Altered Reality”. Images are judged . . . [MORE](#)

Travel - A Travel image expresses the characteristic features or culture of a land as they are found naturally. There are no geographic limitations. Images from events or activities arranged specifically for photography, or of subjects directed or hired for photography are not permitted. Close up pictures of people or objects must include features that provide information about the location.

Techniques that add, relocate, replace or remove any element of the original image, except by cropping, are not permitted. The only allowable adjustments are removal of . . . [MORE](#)

losgatos-saratogacameraclub.org

Change to Print Competitions

Prints will be judged every other month along with projected. For 2023 prints will be judged in:

August - Creative, Travel, Mono, Color
October - PJ, Creative, Mono, Color
December - Nature, Travel, Mono, Color
February - TBD

Special Interest Group Links below

(Click on any SIG title for detailed information)

[Special Interest Group - Seeing in Sixes](#)

[Special Interest Group in Monochrome Photography](#)

[Special Interest Group with Rotating Assignments](#)

[Special Interest Group in Photoshop](#)

[Special Interest Group - Novice Only](#)

[Special Interest Group - Bird Photography](#)



Past Winning Travel Image by Betty Toepfer



Past Winning Creative Image by Bunny Laden

Member Biography - Mercury Freedom

I have been a Club Member since 2015 ish. I would like to thank Los Gatos Camera Club for helping improve my camera & processing skills — and for friendships & community experience that are now part of my life.

*“I am blessed to live along Lexington Reservoir
- we have a surprising amount of wildlife”*

I purchased my 1st DSLR in 2008; my main interest has always been wildlife photography. I am blessed to live with my wife along Lexington Reservoir in the Santa Cruz Mountains — we have a surprising amount of wildlife here! ... plus, whenever we travel it's always to locations with wildlife, and I always bring my gear.

Still, about 2015 I bumped into a wall — I either needed to sell all my photographic gear, or find a next step; my wife was tired of me always wanting to show her my latest shot! I had taken a photo seminar in 2014 where I'd met John Perry, (previous member/excellent photographer/previous Club president) — he mentioned the club, so when I later found myself stalled, I decided to join LGSCC.

I still like to show my wife my latest shot - but now I have another outlet.




July Competition Winners Tell Us How They Made It

At the 2008 Laguna Seca Festival of Speed - David Kirsch, Photojournalism Projected, See our website for three image sequence of the fire ►

I was lucky enough to get a photographer's credential for the 2008 Monterey Festival of Speed. There were four races: Formula Atlantic, Formula BMW, Historic IMSA, and Grand Am. The title sponsor for the Festival was RumBum.com. The feature race was the Grand Am, and one of the entries was the RumBum.com sponsored car driven by Gene Sigal and Matt Plumb. I wandered around to several locations and about half-way through the race I was at the photographer's platform on the outside of Turn 5. Quite to my amazement I was the only photographer at that station! Because RumBum.com was the race title sponsor I was keeping my eye on the No. 7 car and caught it smoking coming around Turn 5. I kept firing and was rewarded with the sequence shown. I don't think anyone else got that shot. Maybe I'll contact RumBum.com and see if they have any interest, but somehow I doubt it. Not their finest hour.



Canon 1D MKII N, Canon 100-400mm f/4.5-5.6 L IS USM. 1/640 sec at f/9.0, ISO 200, 400mm.



◄ **One tool, neither created nor invented, but perfect- the hand of an artist, Irina Nekrasova, Monochrome Projected**

Last summer I met a talented porcelain artist, Andrea Dunn-McCullough, at her Scotts Valley studio.

She graciously allowed me to photograph her work of carving through colored layers into her unique porcelain pieces (graffito). I was certainly captivated by the artistry of her hands!

Camera settings: ISO 800, F 11, 1/250sec, 70 mm, no tripod, garage lighting

July Competition Winners Tell Us How They Made It (continued)

Black-necked Stilt chases away other birds from its territory, Anar Daswani, Nature Projected ►

I have been observing the local Black-necked stilts for a couple of years. Several pairs nest and have babies in the Shoreline area and other areas. The babies are precocial. This means that within a few hours of being born, they start walking and can feed themselves. The parents' job is to protect them. The young ones face a lot of dangers, including predation by gulls and other birds, and hostile attacks by other Black-necked stilt families. The parents defend their territories vigorously to keep their babies safe. I watched them chase away other birds, both large and small. I was trying to photograph and demonstrate this behavior with this series of photos. These birds are hard to photograph since they have both white and black feathers.

Shutter Speed information for competition

- BNS attacks Mallard
- SS 1/1600 f/6.3 ISO 1250 600 mm
- BNS Attacks Snowy Egret
- SS 1/2000 f/6.3 ISO 1600 362 mm
- BNS attacks BNS
- SS 1/2500 f/5.6 ISO 640 840 mm



Sequence - See all three images on the club website



© Irina Nekrasova

Raised Cage-Free, Irina Nekrasova, ◄ Color Pictorial Projected

I'm often inspired by the beauty of some really ordinary objects... I light paint the objects in my setup in order to draw the viewer's attention to the subject's shapes, colors and textures.

Camera settings: ISO 100, F 18, S 13 sec (variable), 72 mm, with tripod.

Monterey Whaling Fieldtrip

by Irina Nekrasova

There was an informal trip organized with the Monterey Bay Whale Watching company on July 14th. Nine LGSCC members and an additional five people (family and friends) enjoyed the trip on beautiful Monterey Bay! We were very fortunate to see and photograph eight Humpback Whales that morning! You can see our member's images in the Gallery in the Field Trips 2023 folder. Use link on home page and direct URL below. You must be logged in to see.

<https://www.losgatos-saratogacameraclub.org/g/e1d59a42-e3ec-4427-9cde-29ab2fb17968?o=y>



Image above by boat crew member on Irina's iPhone

Image by Irina Nekrasova ►



Image by Evert Wolsheimer



Image by Jim Lamb

LGSCC Picnic at UCSC Arboretum

by Eric Gray

Bring Your Own was the theme for food and beverages — and bring enough of something to share. The park opened officially @ 9:00 a.m. and many members came early to photograph a plethora of speedy hummingbirds and to shoot exotic plants from all over the world. The Plan was, look for other club members and socialize as you shoot and explore the 135 acre arboretum.

Later all 31 attending, gathered about 11am on July 23rd, to dine at the Group Picnic Area, near the Australian section.



▲ Image by Debbie Sy. Club members surround the hummingbirds and many of us returned with excellent shots.

◀ Image of Teju Khubchandani by Eric Gray



Image by Ling-Kuo Lee

Image by Rick Tavan


Astrophotography Program

By Eric Gray

Many thanks to club member Rick Whitacre, one of our best astrophotography specialists. Rick dazzled the 25 attendees showing beautiful sweeping aurora photos with their brilliant greens and sometimes pinks, reds and purples. He gave us detailed information on locations and best techniques to capture the auroras. Next, he spoke about meteors, giving us a list of upcoming showers and specifics on locations and camera settings.

A video recording of his program can be found here <https://youtu.be/YH0uc6hoauc>

The slides used can be viewed here - <https://www.losgatos-saratogacameraclub.org/Downloads/73958d9a>



Photography History

By Alan Truly, Petapixel.com

When Was the Camera Invented? The tricky thing about answering the question “When was the camera invented?” is that cameras have evolved from extremely rudimentary experiments in light to the technological digital marvels they are today.

In this article, we will explore the history of the camera from the early camera obscura thousands of years ago to the high-tech devices of the modern day. View article here - <https://petapixel.com/when-was-the-camera-invented/>

There are documents that reveal some early experiments with light and optics as far back as 500 BCE, over 2,500 years ago. A text created by the Chinese philosopher Mozi describes a type of camera obscura.

As was common in early science, the same technique was rediscovered by others or perhaps news of this wonderful invention traveled far and wide.


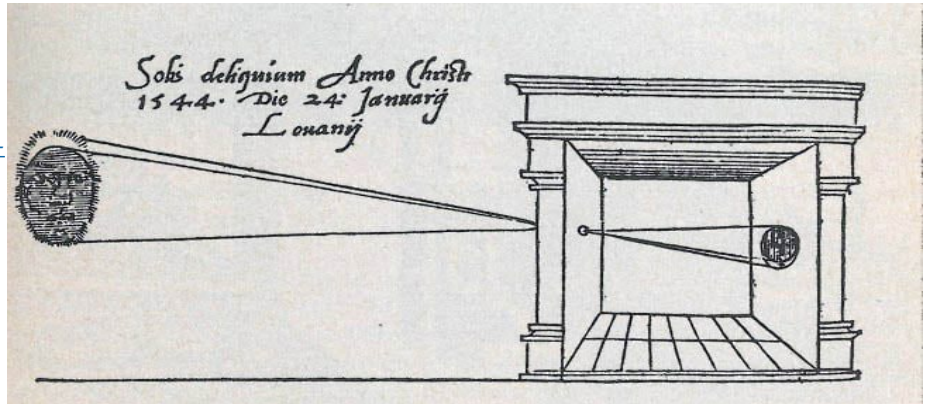


Illustration of the camera obscura principle by James Ayscough, 1755.

This effect can occur accidentally and could have been discovered as far back as there were humans to observe and take advantage of this technique. A skin, membrane, or cloth with a tiny hole that allows light to shine through into a dark space is enough to create the effect. The same principles are still in use today and are valuable in the hands of an artist.

It is generally accepted that the first true photographic camera was created in 1816 by French inventor Joseph Nicéphore Niépce, who wrote letters to his sister-in-law describing his success in capturing small photos with a rudimentary camera.

In 1826, Niépce's first heliograph was able to record a lithograph on stone. An 1827 heliograph (at right) on a pewter plate still survives and is considered to be the oldest surviving photograph of a real-world scene. Since the process has been estimated to require eight hours or more of exposure, the results were not as crisp as later techniques.





Backstory by Samyak Lalit - Photographer Unknown

This is certainly one of the most famous photographs from the realms of cinema. The Little Tramp, Charlie Chaplin... allow me to say the Great Charlie Chaplin, produced, directed and wrote the 1921 silent movie *The Kid*. It was the first feature length comedy film to combine comedy and drama. Many people consider *The Kid* to be the most perfect and most personal movie ever made by Chaplin. Role of the kid in this movie was played by 7 year old Jackie Coogan*. He became a global celebrity after the release of the film and received honors from princes, Presidents of several nations and even from the Pope.

**Fun Fact- Jackie Coogan was Uncle Fester in the Adams Family.*

Image and caption from <https://allthatsinteresting.com/>

This publicity photo from Charlie Chaplin's 1921 movie "The Kid" marks Chaplin's first full-length movie. He also wrote, produced, and directed the film, which critics consider to be one of the greatest achievements of the silent film era. In 1921, the year of its release, "The Kid" was the second-highest-grossing film.

Chaplin's first born son had died before the production of this movie could commence. This had influenced the relationship between Chaplin and Coogan portrayed in the film by making it more intense and ever lasting. Chaplin met Coogan for the last time in 1972 when he went to America to receive his second honorary Oscar (where he got such . . . <https://lalitkumar.in/blog/the-kid-famous-photograph/>

Photography Vocabulary

by Petapixel.com

A

Autofocus. A system in a camera that automatically focuses a lens on a selected point or area within a scene. Achieved actively (e.g. with sound or light), passively (e.g. with phase or contract detection), or in a hybrid way through a variety of means, generally involving a sensor, controller, and motor.

Aperture Priority. A camera exposure mode in which the photographer sets the aperture and the camera automatically sets the shutter speed in order to achieve optimal exposure based on lighting detected by the built-in light meter.

B

Back Button Focus. A camera technique in which the autofocus function is moved from the shutter button to a button on the back of the camera. This gives the photographer more control over the photography process as different fingers will be responsible for exposing photos and autofocusing.

Background. Any part of a scene that is behind the main subject, located at a farther distance than the subject from the camera. The background provides context for the location of a photo, but it can also be blurred using a shallow depth of field to force a viewer to focus on the subject, something often done in portrait photography.

Backlight. When the primary light source, whether natural or artificial, is located behind the subject or in the background of a scene. The resulting look is often dramatic and may involve a glowing edge around the subject and/or the subject rendered as a silhouette (if the backlight is at least 16 times more intense than the key light).

Barrel Distortion. A type of distortion in which straight lines in a scene appear to bend outward away from the center of the image as if you are looking at the outside of a barrel. This effect can often be seen when using wide-angle lenses.

Blue Hour. The brief period of time immediately before sunrise or after sunset in which the Sun is still below the horizon, causing the sky to have a bluish color cast. Like golden hour, blue hour provides a soft and pleasant quality of light that is valued by photographers and other artists.



Example from article here - <https://petapixel.com/blue-hour/>

Bokeh (a Japanese word pronounced like bouquet), The aesthetic quality of the blur, most famously circular and caused by light sources, found in the out-of-focus areas of photos that are generally captured with a shallower depth of field. Different lenses produce different bokeh that is subjectively more or less pleasing than others, and high-end lenses with large maximum apertures are often praised for their bokeh quality. Bokeh is often found in portraits shot with a narrow depth of field in order to draw focus to the subject and eliminate distracting backgrounds.

Great Photography Articles

Eras of Photography- Plate, Film, Digital - <https://petapixel.com/three-eras-photography-plate-film-digital/>

The Press Camera for Journalism- <https://petapixel.com/press-camera-history/>

The Legendary Leica M3 - <https://petapixel.com/leica-m3/>

Copyrights of all photos in this publication are retained by the photographers credited.

Key Contacts

President

Jeff Balfus
jbalfus@gmail.com

Membership

Paul Streit
pstreit1@msn.com

Webmaster

Jim Katzman
jimkoolkat@gmail.com

Magazine Editor

Eric Gray
eric@gdacreative.com

Official publication of the Los Gatos-
Saratoga Camera Club, a club
member of the Photographic
Society of America

